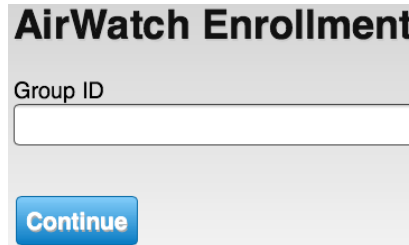


# Enroll Your iPad or iPhone Device

1. Open **Safari** and browse to **mobile.tsd.ac.uk**
2. In the **Group ID** field enter **staffios** and click **continue**

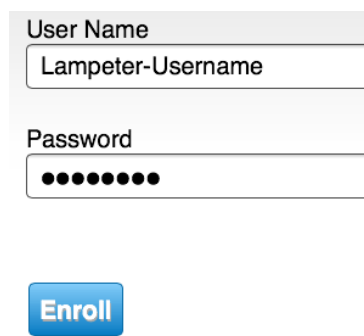


**AirWatch Enrollment**

Group ID

**Continue**

3. Enter your **Outlook/Lampeter** username and password and click **Enroll**



User Name

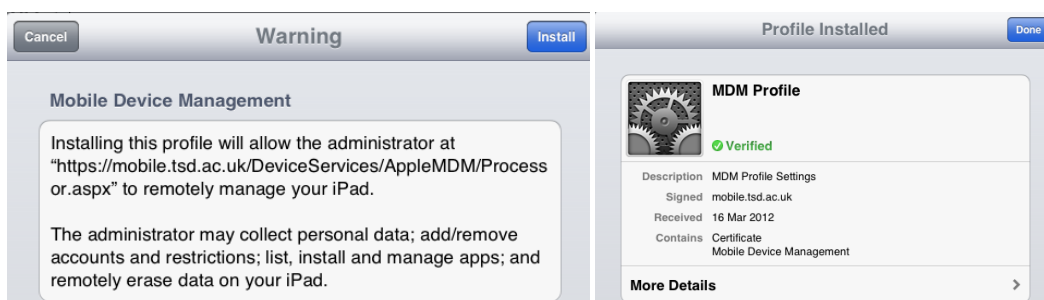
Password

**Enroll**

4. Click **Install** and then click **Install Now**, if you have a passcode set you will then be prompted for your **passcode**



5. Click **Install** one final time and then click **Done**



6. Your Device is now enrolled and you will see the below message

## AirWatch Enrollment

Enrollment Complete. You may now navigate away from this page.

7. Enter your Outlook Password when prompted for your Exchange Email account password. This is the same password that you use to access Quantarc, Moodle and is sometimes referred to as your "Lampeter Logon"

